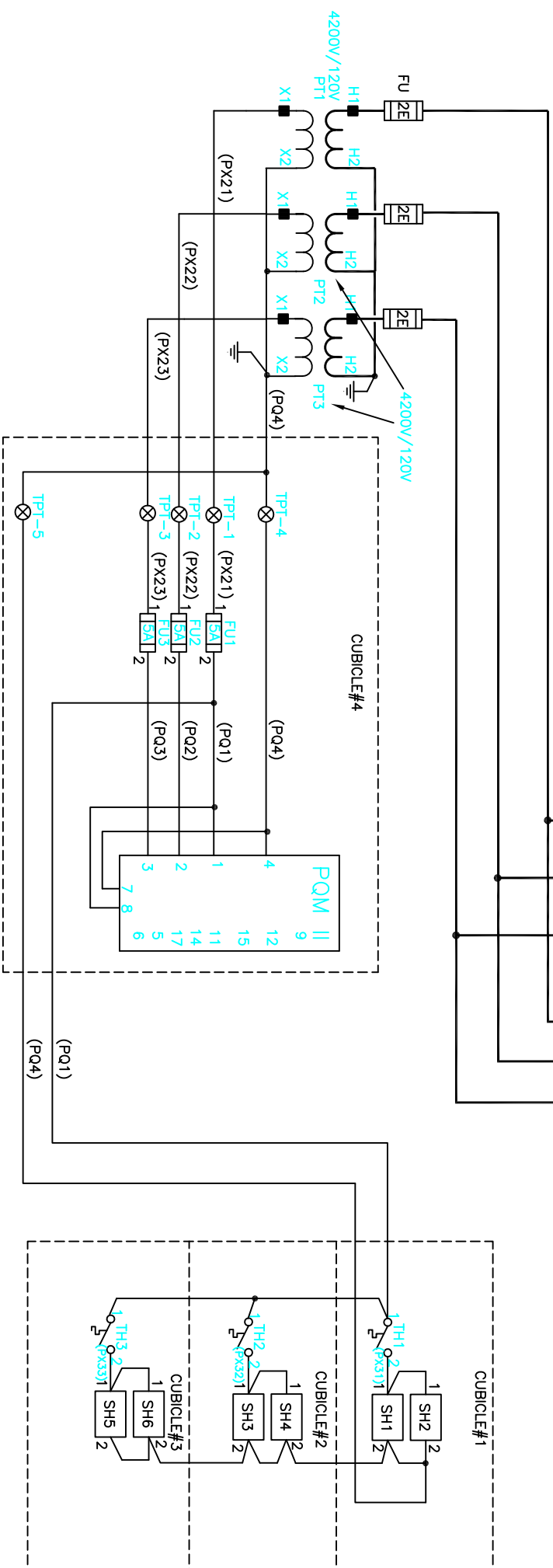
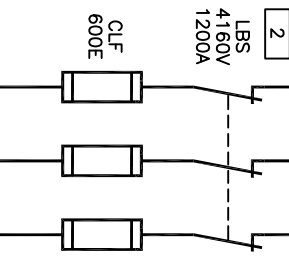
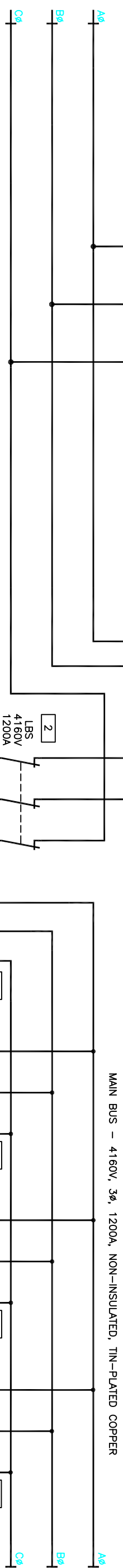


- DEVICE LEGEND**
- |      |   |                           |
|------|---|---------------------------|
| CT   | — | CURRENT TRANSFORMER       |
| FU   | — | FUSE                      |
| ISW  | — | ISOLATION SWITCH          |
| LCF  | — | CURRENT LIMITING FUSE     |
| LBS  | — | LOAD BREAK SWITCH         |
| CPT  | — | CONTROL POWER TRANSFORMER |
| T1,2 | — | TERMINAL BLOCKS           |
| TPT  | — | TERMINAL BLOCKS           |
| TCT  | — | TERMINAL BLOCKS           |



GROUND BUS - 600A, NON-PLATED COPPER

4						<div>TOSHIBA</div> <div>TOSHIBA INTERNATIONAL CORPORATION</div> <div>MADE IN HOUSTON, TEXAS U.S.A.</div> <div>THIS MATERIAL IS THE EXCLUSIVE PROPERTY OF TOSHIBA INTERNATIONAL CORPORATION AND MUST NOT BE REPRODUCED, USED, OR DISCLOSED TO OTHERS WITHOUT PRIOR WRITTEN AUTHORIZATION.</div>	TITLE: THREE-LINE DIAGRAM		REVISION: 0		SCALE: 1.0=1.0
3									JK SERIES CONTROLLER		
2									DRAWING NUMBER: 1437741V8001		
1											
REV	DATE	DESCRIPTION	BY	CHK	APP						
0	9/20/09	FIRST ISSUE	PD	AL	AL	CUSTOMER: SAN ANTONIO ARMATURE	JOB NUMBER: 143774				